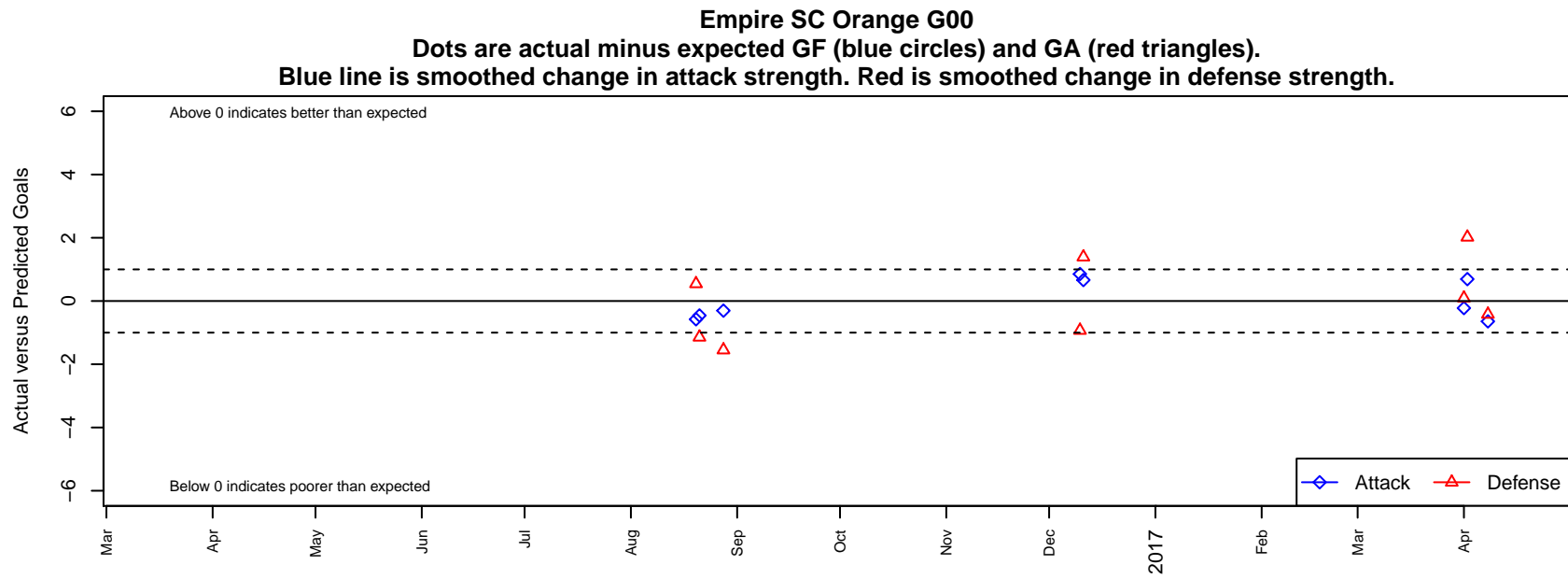


# Empire SC Orange G00

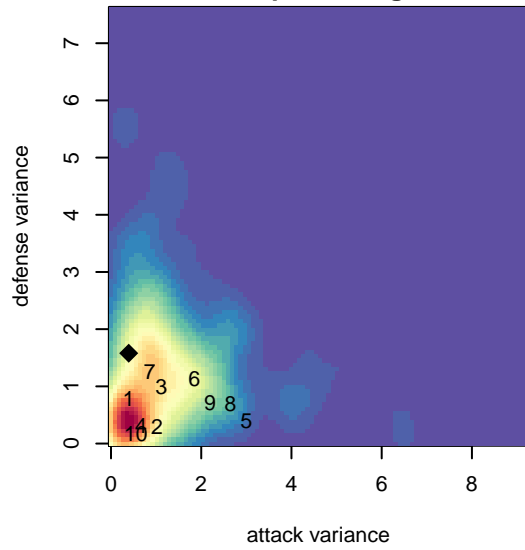
, CAS  
G00 total strength=1945  
attack=37.37 defense=75.11

alt names used:  
Empire SC G00 Orange

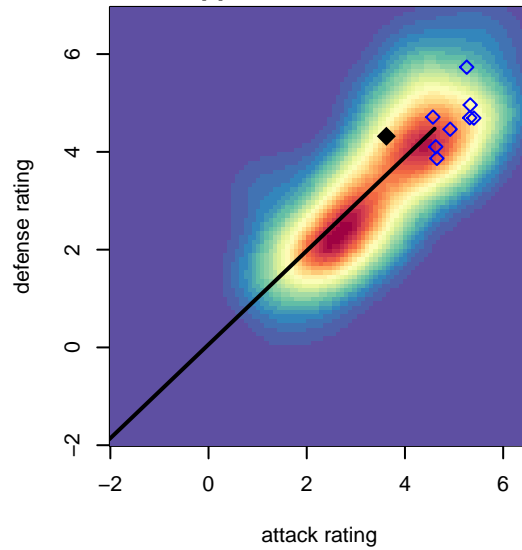
Venues played:  
2016 FWRL CAS G00



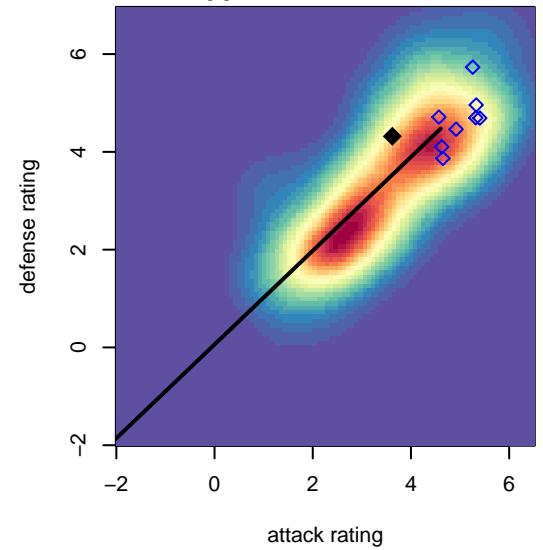
**attack and defense variance (black dot)  
relative to other teams  
and top 10 in region**



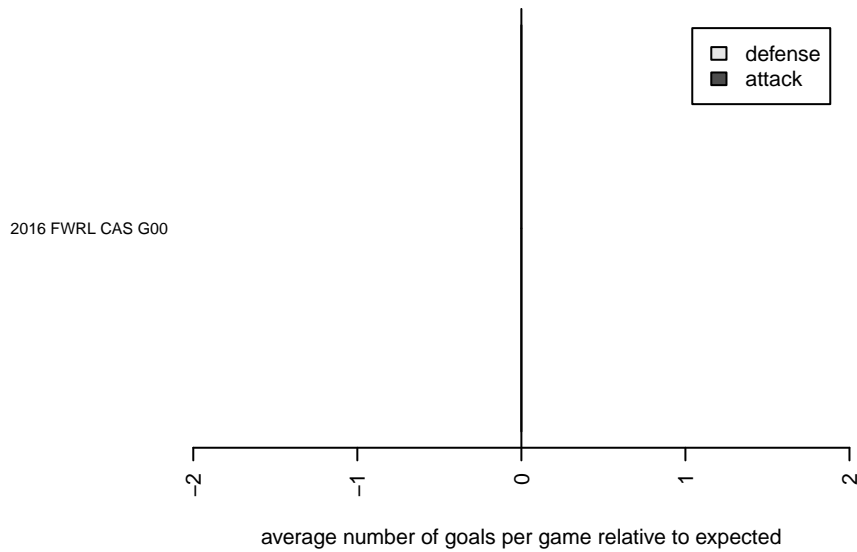
**attack and defense rating  
relative to others at age  
and all opponents in last 13 months**



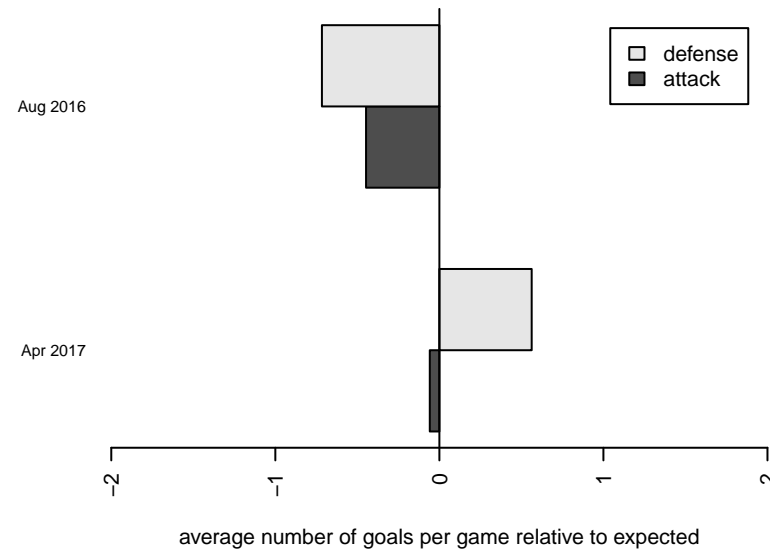
**attack and defense rating  
relative to others at age  
and all opponents in last 13 months**



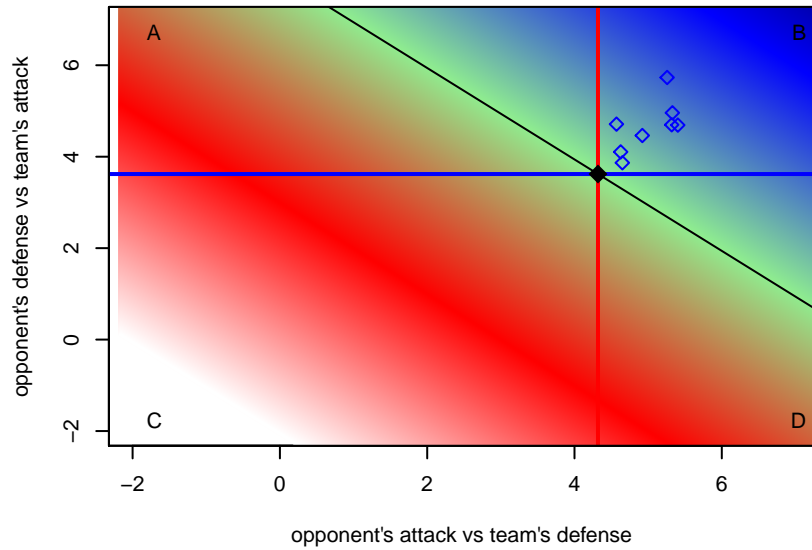
**Performance relative to 13 month average**



**Performance relative to 13 month average**



Distribution of opponents  
 Red = Lose zone, Blue = Win zone, Green = Even  
 Black line separates win/lose zones



lot. A=Neither has attack advantage, B=Opponent has both attack and defense advantage, C=Opponent has both attack and defense disadvantage, D=Both have

<b>date</b>	<b>home</b>		<b>away</b>		<b>venue</b>	<b>pred.home</b>	<b>pred.away</b>
2017-04-08	LA Galaxy SD Elite G00	2	Empire SC Orange G00	0	2016 FWRL CAS G00	1.58	0.64
2017-04-02	Empire SC Orange G00	1	Legends FC Academy G00	1	2016 FWRL CAS G00	0.31	3.02
2017-04-01	Empire SC Orange G00	0	Beach FC Academy G00	3	2016 FWRL CAS G00	0.22	3.09
2016-12-11	Rebels Elite G00	2	Empire SC Orange G00	1	2016 FWRL CAS G00	3.39	0.34
2016-12-10	Legends FC South G00	4	Empire SC Orange G00	1	2016 FWRL CAS G00	3.07	0.15
2016-08-28	Empire SC Orange G00	0	San Diego Surf Academy EGSL G00	3	2016 FWRL CAS G00	0.31	1.45
2016-08-21	Empire SC Orange G00	0	FRAM Gidney G00	3	2016 FWRL CAS G00	0.46	1.86
2016-08-20	LA Galaxy SB Elite G00	1	Empire SC Orange G00	0	2016 FWRL CAS G00	1.54	0.58